


PRODUCT: 5HP SELECT SERIES II FOUNTAIN

TARGET: **WATER AERATION**



AERATION
FOUNTAINS
AUSTRALIA

Pentalator



STYLE: **TIERS/WIDE**

5-Tier pattern of thick arching streams

- 6.7m high
- 12.8m wide

WHY CHOOSE A SELECT SERIES II FOUNTAIN?

FEATURES AND BENEFITS

- High Strength Composite Pump Components
- Choose 1 of the 4 patterns from available stock
- High Performance; aerates up to 8,200m²
- Lightweight Propellers increase motor life
- Easy Clean, High Strength Composite Suction Screen
- Quick Disconnect
- Commercial grade Control Panel with timers
- 2-Year Warranty

WHAT COMES IN THE KIT



Commercial grade lockable control panel with built-in light circuit and twin motor & light timers

3 Phase (400V, 10AMPS, 3.7KW)



Fountain Float



Motor suction screen



Your choice of motor cord length:
Motor cord: 55m or 75m



Choose 1 of the 4 patterns from available stock (Pentalator, Super Jimmy, Super Lily, Falling Waters)


5HP SELECT SERIES II LED LIGHTING KITS

- LED lights kit
- Red, Green & Blue Auto Sequencing or White
- Light cord: 55m or 75m

White LED Lights



Red, Green, Blue random sequencing LED lights



Head Office: 41 Yazaki Way, Carrum Downs, Vic. Australia 3201 | Phone: 03 9071 2442

For more information visit www.FOUNTAINS AUSTRALIA.com.au

BENEFITS



Increases oxygen in water



Greatly reduces the likelihood of algae blooms



Promotes good fish health



Keeps water clearer



Aesthetically pleasing



Improves overall health of water body

These long-lasting and reliable US-made display aerator water fountains are crafted from high-strength composite materials. These high-performance aerators don't just give you that next-level visual appeal - they're incredibly effective in keeping your water quality healthy for longer, too.

These large-sized aerator fountains have been engineered for minimal motor stress for long-term use. High or wide spray patterns give you some spectacular visual displays for years and years to come. All this and more, with low power consumption to enable you to save energy.

The 5HP Select Series features a wide range of spray patterns fit for various sizes and shapes of dams and lakes. Perfect for both deep and shallow water, these aerator fountains are easy to operate under any conditions and feature a full commercial grade control panel with both light and pump motor timers.

CHOOSE 1 SPRAY PATTERN

1. Pentalator



STYLE:
**TIERS/
WIDE**

5-Tier pattern of thick arching streams

- 6.7m high
- 12.8m wide

2. Super Jimmy




STYLE:
**NARROW/
FILL**

High, heavy centre stream, lower arching streams.

- 6.7m high
- 7.9 wide

3. Super Lily



STYLE:
**LOW/
WIDE**

2-Tier pattern & quite wind resistant.

- 5.5m high
- 15.2m wide

4. Falling Waters



STYLE:
**HIGH/
SLIM**

Tall, thin columnar pattern

- 7.6m high
- 2.1m wide

Minimum Operating Depth: 1.1m



Head Office: 41 Yazaki Way, Carrum Downs, Vic. Australia 3201 | Phone: 03 9071 2442

For more information visit www.FOUNTAINSAUSTRALIA.com.au