

INTRODUCING THE LATEST, GREATEST FOUNTAIN TECHNOLOGY

# FUSION

with The **TWISTER**

THE PERFECT AERATION FOUNTAIN COMBINATION!



Motor	Cable Lengths	Min. Operating Depth	Area Aerated	Max Amps	m <sup>3</sup> /h
1HP	15m, 38m, 53m	0.82m	2,500m <sup>2</sup>	7	36.3
2HP	45m, 60m	0.96m	4,050m <sup>2</sup>	10	52.2


START HERE

Choose from 1HP or 2HP aeration fountain


## A STANDARD PACKAGE

6 Fantastic Spray Nozzle Patterns come Standard!

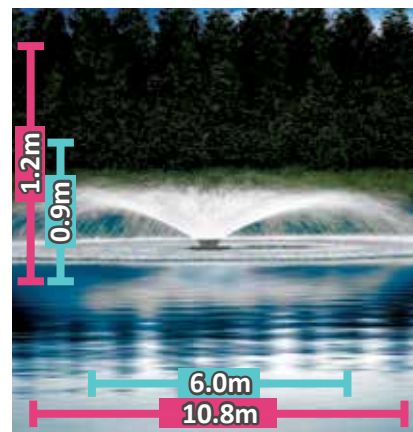
The all new **AERATION FOUNTAINS** come with the following spray patterns as standard - one nozzle does all! Interchange each spray pattern by simply making a minor adjustment to the standard nozzle with your desired combination of the pattern you desire.



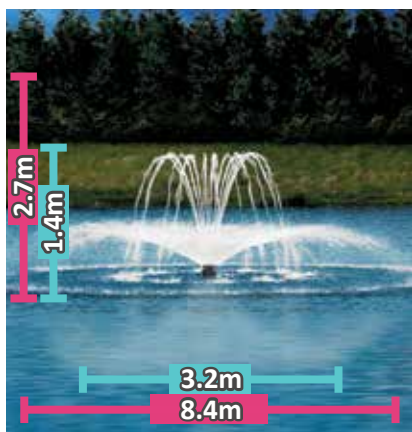
Cluster Arch




Daffodil




Flare



Super Lily



Tornado



Lily

\*For dimensions, see table.

STANDARD SPRAY PATTERNS

Spray Pattern	Cluster Arch		Daffodil		Flare		Lily		Super Lily		Tornado	
1HP	2.7	3.0	2.3	5.4	0.9	6.0	1.8	4.2	1.4	3.2	1.8	6.0
2HP	4.3	5.3	3.8	10.5	1.2	10.8	3.4	9.6	2.7	8.4	2.7	10.8
	H (m)	Dia. (m)	H (m)	Dia. (m)	H (m)	Dia. (m)	H (m)	Dia. (m)	H (m)	Dia. (m)	H (m)	Dia. (m)

1HP + 2HP FUSION

## B OPTIONAL EXTENSION PACKAGE


Purchase 9 Patterns for the Price of One!

+  
9 MORE  
PATTERNS!

Why not add the advantage of **9 MORE SPRAY PATTERNS** to your purchase, **ALL FOR THE COST OF ONE!** Manually interchanged, these further 9 spray patterns can be easily & quickly attached to your 'STANDARD FUSION FOUNTAIN PACKAGE (Above)' to give you the flexibility to display almost ANY pattern you desire.




Delmar




Double Arch




Weeping Willow



Double Arch Lily




Pentalator




Spider & Arch



Quad



Trillium



Tiara

\*For dimensions, see table.

EXTENSION  
SPRAY PATTERNS

Spray Pattern	Delmar		Double Arch		Double Arch Lily		Pentalator		Quad		Spider & Arch		Tiara		Trillium		Weeping Willow	
<b>1HP</b>	2.7	2.5	2.7	8.6	1.4	3.2	2.5	9.7	2.7	9.7	2.5	9.7	2.5	9.7	2.2	4.8	2.7	7.0
<b>2HP</b>	4.3	4.0	4.3	14.6	2.8	9.0	4.0	13	4.3	15.5	4.0	15	4.0	15.6	3.8	7.6	4.3	10.8
	H(m)	Dia.(m)	H(m)	Dia.(m)	H(m)	Dia.(m)	H(m)	Dia.(m)	H(m)	Dia.(m)	H(m)	Dia.(m)	H(m)	Dia.(m)	H(m)	Dia.(m)	H(m)	Dia.(m)

## C OPTIONAL TWISTER PACKAGE

Add movement at varied speeds for special effect!


- Low power consumption
- DIY easy interchangeable nozzles
- Patterns rotate at a wide range of speeds
- Highly efficient pump with high streams at great volumes
- All available in either 1HP or 2HP
- Debris prevention nozzles
- Made in USA by Aqua Control, Est. 1970



Spider Arch



Weeping Willow



Lily



Cluster Arch

By simply adding the 'TWISTER nozzle' you can add the effect of movement\*.

Please see the connecting patterns the 'Twister' is compatible with below.

Standard Nozzle + TWISTER	*Only the following patterns twist: • Cluster arch • Lily • Super lily
Extension Nozzle + TWISTER	*Only the following patterns twist: • Double arch • Double arch lily • Quad • Spider arch • Weeping willow